

# ESP32

## ESP-IDF

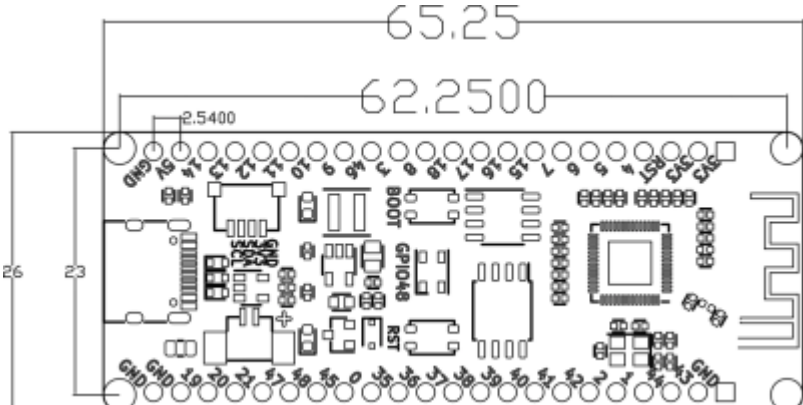
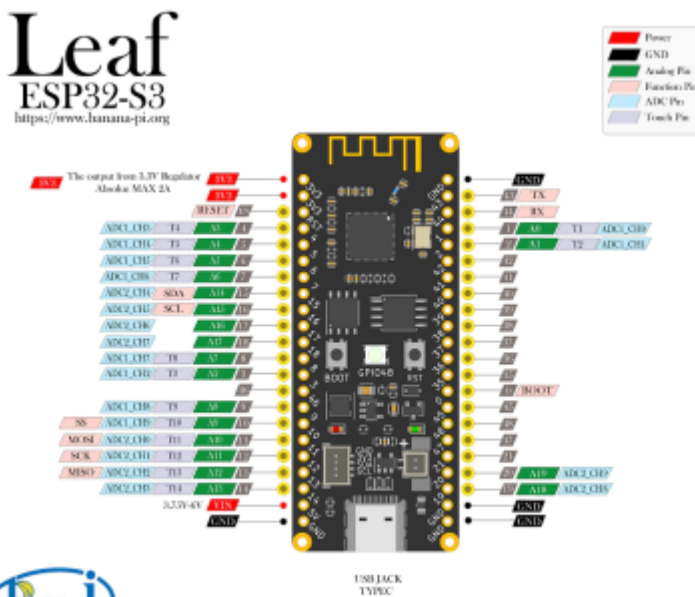
1. Install vscode
  1. Install ESP-IDF extension
2. Install git

```
1. $ brew install git
```

3. Install Python, Download at <https://www.python.org/downloads/>

Standard Setup of Toolchain for Mac OS

## Banana Pi ESP32 S3 (BPI-Leaf-S3)



- 바나나 파이 리프 ESP32 S3 실행 가능한 Micropython 저전력 에너지 절약 마이크로 컨트롤러, IoT 개발을 위해 설계 @aliexpress.com

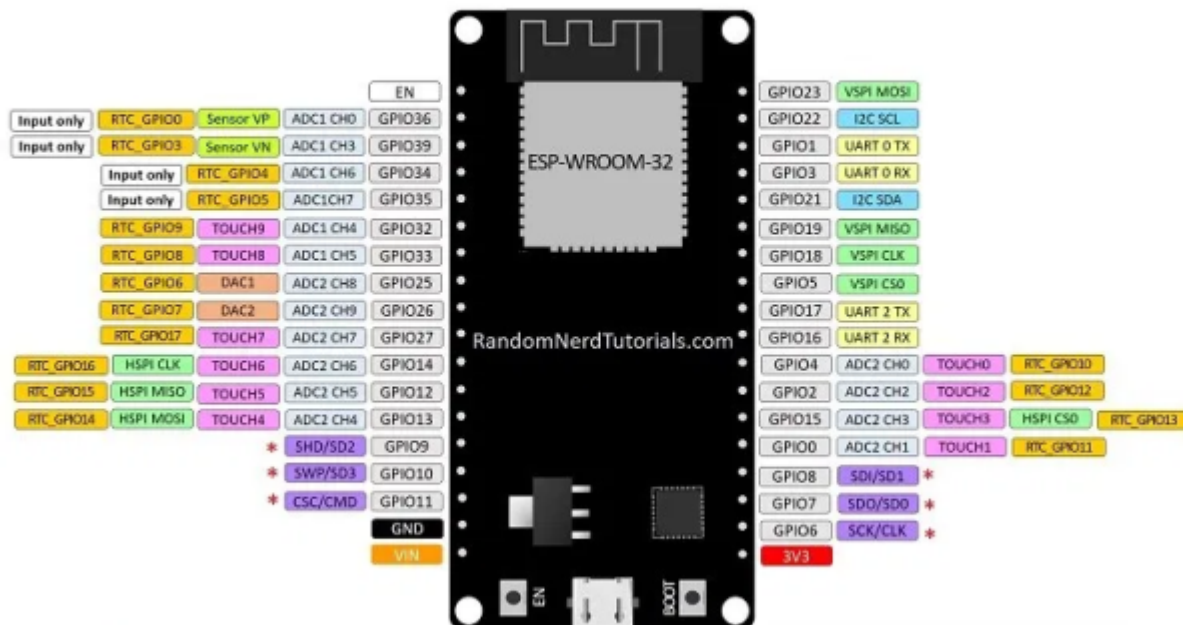
- [BPI-Leaf-S3](#)
- 1 \* JST SH 1mm 4-Pin Socket, support I2C
- 1 \* MX 1.25mm 2-Pin Socket support charging

## TTGO T-DISPLAY

- 2 pin JST SH 1.25 connector.
- [LILYGO® TTGO T-Display ESP32 WiFi and Bluetooth Module Development Board For Arduino 1.14 Inch LCD\(1\)\(1\)\(1\)\(1\)](#)

## PINS

### ESP32 DEVKIT V1 – DOIT version with 36 GPIOs



\* Pins SCK/CLK, SDO/SD0, SD1/SD1, SHD/SD2, SWP/SD3 and CSC/CMD, namely, GPIO6 to GPIO11 are connected to the integrated SPI flash integrated on ESP-WROOM-32 and are not recommended for other uses.

